



URS System Family

by **TXR**

URS-T LP Plus



URS-T LP



- *High Quality*
- *Hospital, Clinic or Private Practice*
- *World Wide Acceptance*
- *DR, CR or Film Solutions*

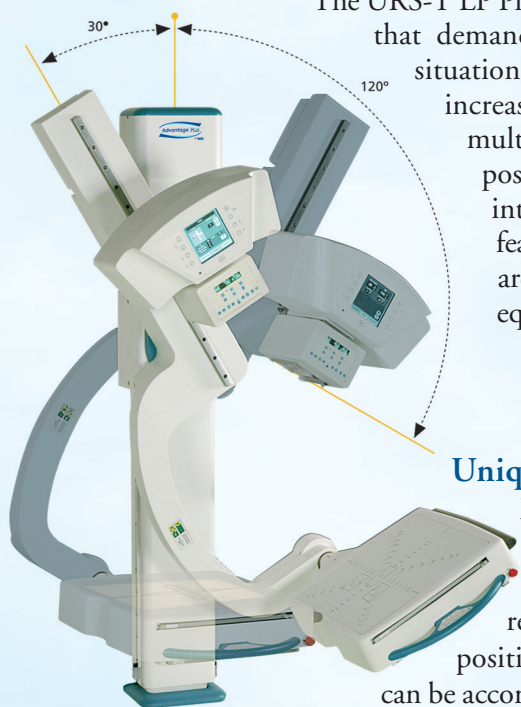
URS-T FAMILY OF UNIVERSAL RADIOGRAPHIC SYSTEMS

The family of URS-T, Universal Radiographic Systems, offers a choice of configurations that will accurately meet the needs and financial concerns of various imaging facilities. The URS-T systems are accepted world-wide with thousands of units being used in hospitals, imaging centers, clinics, orthopedic and private practices.

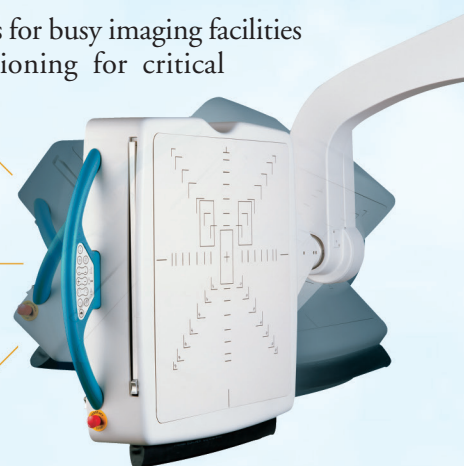
Pair any one of our URS-T structures with one of our 32 to 80 kW high frequency generators to produce high quality DR, CR or film images.

URS-T LP Plus – FULLY MOTORIZED

The URS-T LP Plus is one of the most popular configurations for busy imaging facilities that demand ease of use to facilitate patient positioning for critical situations, operator convenience and increased patient thru-put. The multiple elective methods to position the structure and the integration of the generator are features that many operators feel are superior over any other equipment used in their careers.



Unique C-arm design allows lateral table positioning while delivering precise alignment between the tube and image receptor in straight or angled positions. All radiographic studies can be accomplished with a variable SID of 40" to 72" (100 to 180 cm). Arm rotation, SID and vertical travel are motor driven.



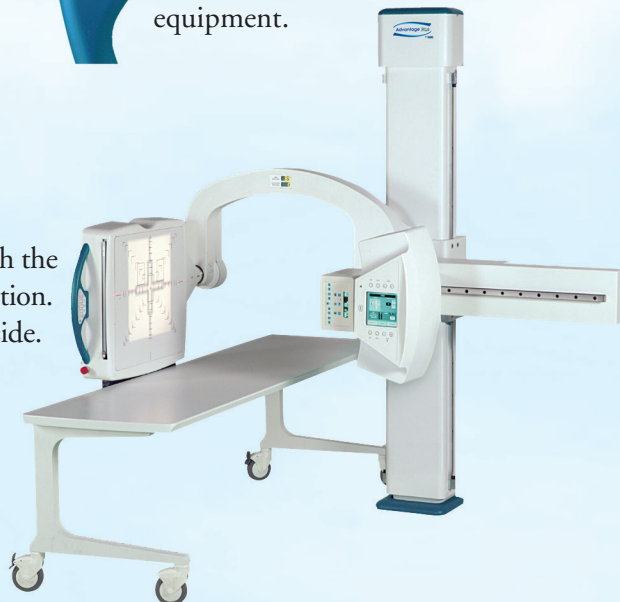
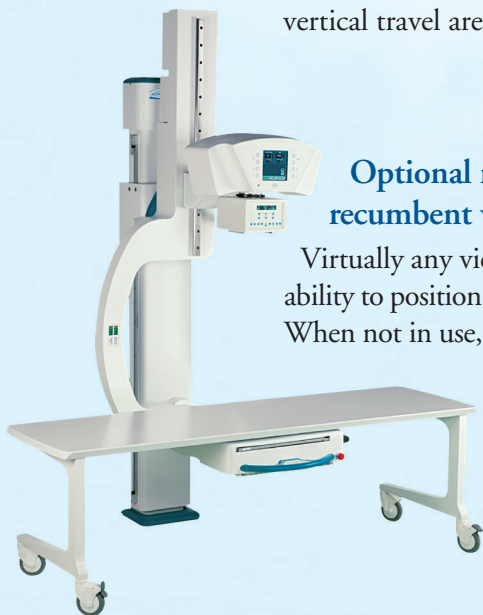
Motorized rotation of image receptor



Location of Touch pad controls allow simultaneous positioning of patient and equipment.

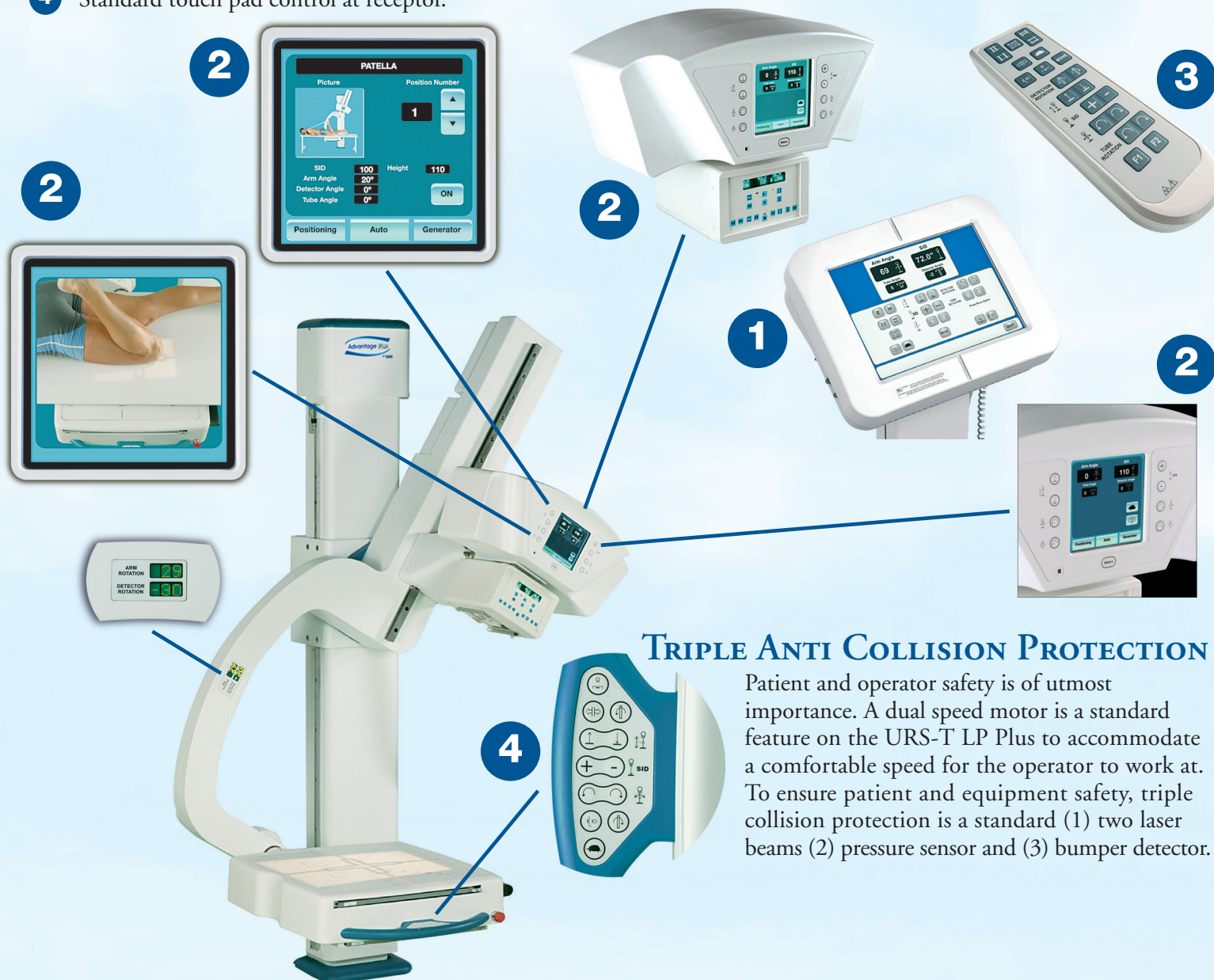
Optional mobile table allows for recumbent views, including cross table.

Virtually any view can easily be accomplished with the ability to position the cross arm and table in any position. When not in use, the table can be stored off to the side.



FEATURES OF URS-T LP PLUS

- 1 Standard touch screen control console allows APR or manual technique selection in operator control booth prior to positioning of patient. On selection of APR, or manual techniques, the integrated generator at URS structure will display selected APR techniques.
- 2 Standard integrated generator display allows; (1) view selection (2) automatic positioning of structure for selected view or (3) independent positioning of structure via use of touch pad independent drives (dual speed selection) (4) fine tune previously selected technique factors and (5) review patient positioning for selected view. As a safety measure, once the view is selected for automatic positioning, the system will require the operator to confirm the automatic movement of the structure by holding the button (dead man switch) until the desired position is reached. When supplied with a DR panel, the patient can be selected from the work list which will indicate desired view and ready the structure to the required position.
- 3 Optional remote infrared control to position URS structure to desired position.
- 4 Standard touch pad control at receptor.



TRIPLE ANTI COLLISION PROTECTION

Patient and operator safety is of utmost importance. A dual speed motor is a standard feature on the URS-T LP Plus to accommodate a comfortable speed for the operator to work at. To ensure patient and equipment safety, triple collision protection is a standard (1) two laser beams (2) pressure sensor and (3) bumper detector.



URS System Family

by **TXR**

URS-T LP – FULLY MOTORIZED

The URS-T LP contains many of the features incorporated in the URS-T LP Plus with the exception of integration of the generator at the structure, auto positioning and touch screen generator console. The system's intuitive controls, dual speed motorized movements and the triple anti collision protection assures the same patient and operator safety features supplied on the URS-T LP Plus model.



Variable SID from 40" to 72" (100 to 180 cm) can be controlled from the touch pad located at the receptor or the controls provided at the handle bar assembly. The convenient stop at 40" and 72" SID reduces setup time and increases patient thru-put.



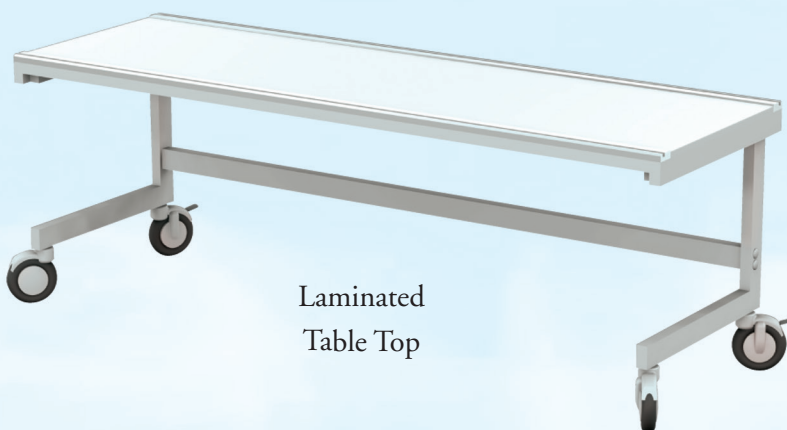
Digital display of arm angulation is conveniently located at the handle bar assembly.



Optional mobile table enables recumbent views, including cross table exams. The table can easily be stored off to the side when not in use.

OPTIONAL TABLES

SEMER-001 Mobile patient table, fixed height, laminated top, 78.75" long, 25.5" wide top, 27.5" height (200 x 65 x 70 cm), 441 lb. (200 kg) patient load, locking casters on front wheels, large wheels enables easy maneuverability of table for accurate positioning.



Laminated
Table Top

SEMER-002 Same as above but with 86.6" long x 25.6" wide x 27.5" height (220 x 65 x 70 cm) carbon fiber table top



Carbon Fiber
Table Top

FLEXI-DTEC Flexi-T mobile, elevating patient table with four way float top, 93.2" x 25.6" (236.8 x 65 cm) carbon fiber top, 550 lb. (250 kg) patient load. Battery operated, allows full day use on charge.

FLEXI-DTE Same as above but with laminated top.

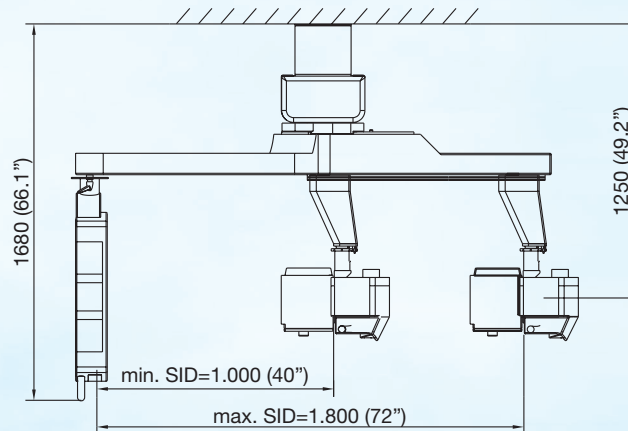
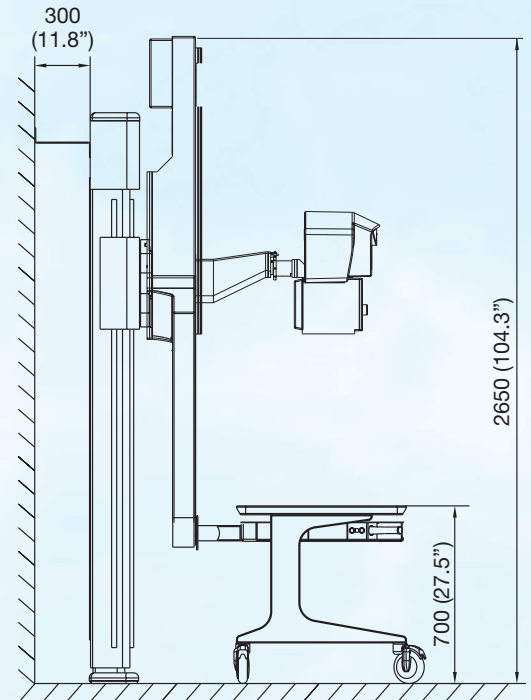
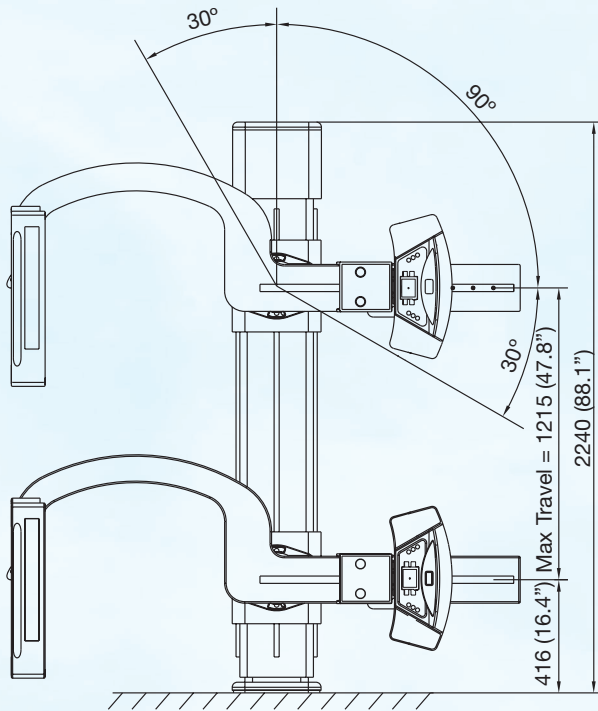


Elevating Table



by **TXR**

DIMENSIONS & SPECIFICATIONS URS-T LP



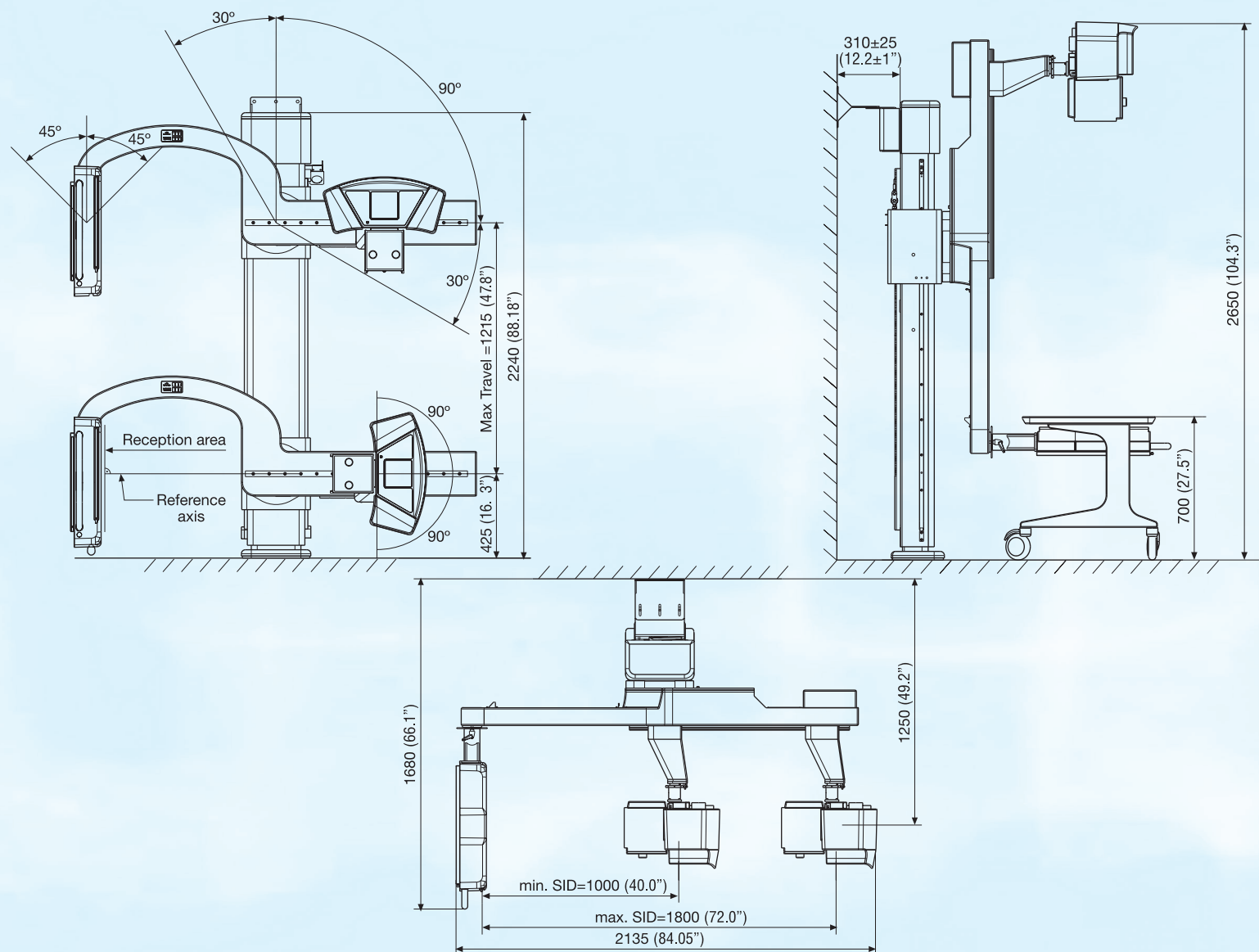
Specifications Image Receptor:	DR panel or Bucky with 103 line, 10:1 grid and cassette tray for CR or film
Maximum Imaging Size:	17" x 17" or 14" x 17" for DR, 14" x 17" for CR or film
Motorized Movement:	Dual speed for SID, vertical travel, arm rotation and receptor
Vertical Travel:	47.8" (1,215 mm)
Rotation Angle:	150° (90° +/-30°)
Collimator:	Manual with laser light and measuring tape
Generator:	Choice of 5 line powered from 32 to 80 kW or 3 battery powered from 32 to 50 kW
Power Requirements:	208, 230, 240 VAC (single phase) Power consumption: 2.5 kVA (Structure Only)
Options:	Mobile tables, Automatic collimator and various grids



by **TXR**

URS
System Family

DIMENSIONS & SPECIFICATIONS URS-T LP PLUS



Specifications Image Receptor:	DR panel or Bucky with 103 line, 10:1 grid and cassette tray for CR or film
Maximum Imaging Size:	17" x 17" or 14" x 17" for DR and 14" x 17" for CR or film
Motorized Movement:	Dual speed for SID, vertical travel, arm rotation and receptor
Vertical Travel:	47.8" (1,215 mm)
Rotation Angle:	150° (90° +/-30°)
Collimator:	Manual with laser light and measuring tape
Generator:	Choice of 5 line powered from 32 to 80 kW or 3 battery powered from 32 to 50 kW
Power Requirements:	208, 230, 240 VAC (single phase) Power consumption: 2.5 kVA (Structure Only)
Options:	Remote control, Mobile tables, Automatic collimator and various grids



URS System Family

Distributed by:



Calico Medical Inc.
1789 Notre Dame Dr, Unit 103,
St. Agatha, Ontario Canada N0B 2L0
Phone: (519) 885-3254
Email: sales@calicomedical.com